

MEETING THE SYSTEM REQUIREMENTS

Browser:

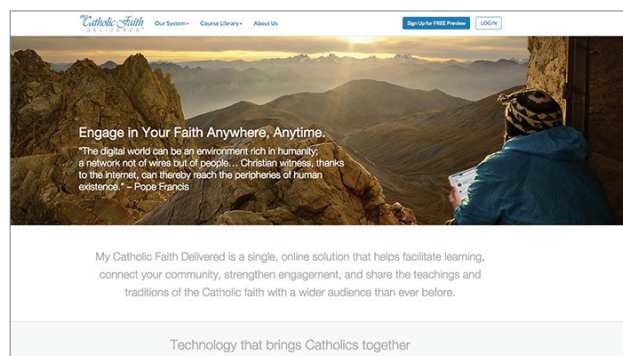
* (Recommended)

- * • Google Chrome - Version 37 or higher
- Mozilla Firefox - Version 32 or higher
- Internet Explorer - Version 9 or higher
- Safari - Version 6 or higher
- iPad - Safari iOS 5 or higher

Required Settings:

- Quicktime or Flash Browser Plugin
- 500 kbs (min) Broadband Connection
- 1024 x 768 Minimum Resolution
- Javascript and Cookies enabled

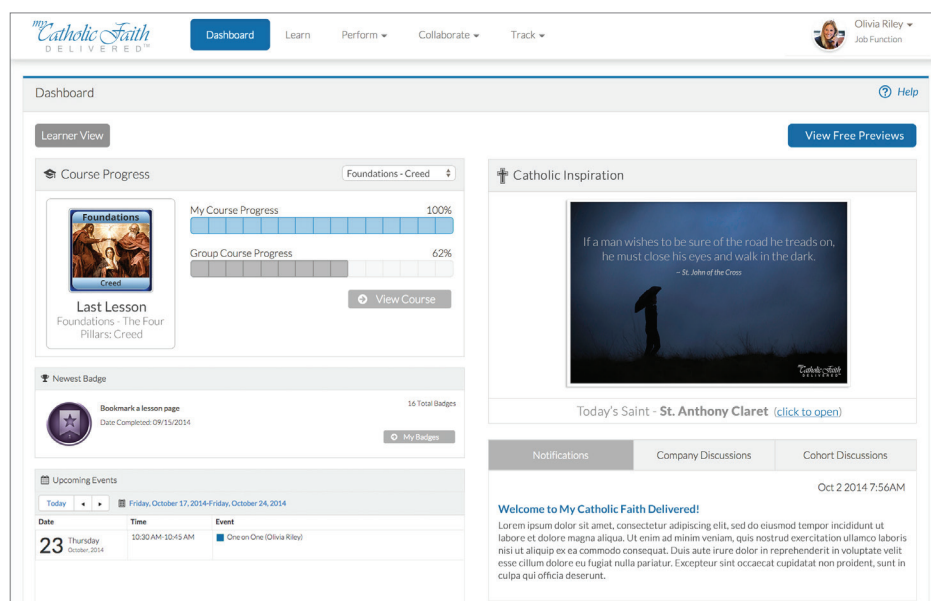
LOGGING IN



- Go to: www.mycatholicfaithdelivered.com
- Click the Login button
- Enter in your Username and Password
- Click Login

Note: If you forget your password, you can reset it by clicking on Recover Password and answering your security question.

YOUR DASHBOARD



- The **Navigation Menu** at the top provides access to your activities and information.
- The **Course Progress** shows you a snapshot of your learning.
- **Catholic Inspiration** displays a daily saint or inspirational image from our Learn it, Love it, Live it! series.
- You can also view the latest **Notifications** and **Discussions**, view **Upcoming Events**, and see the **Badges** you have earned.

YOUR LESSONS

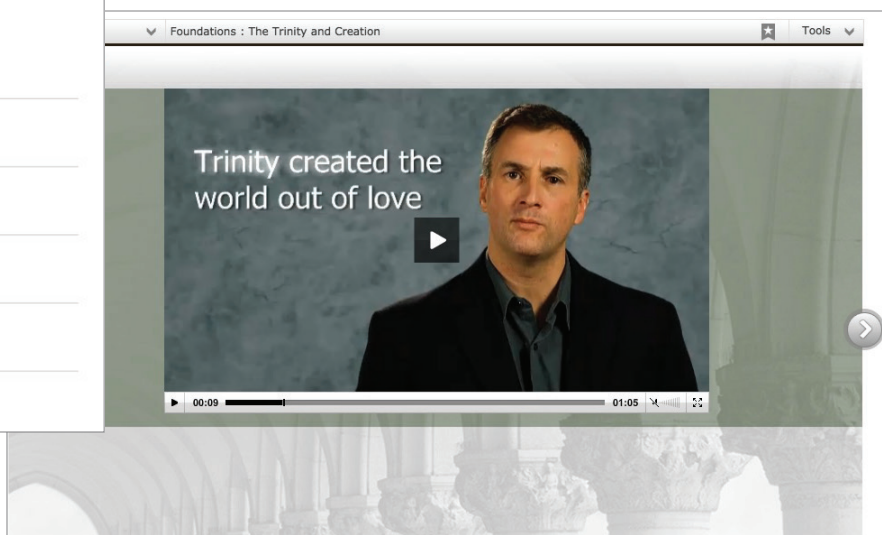
Foundations

Foundations presents the teachings of the faith in an interactive format that presents the information of the lesson through video presentations which draw heavily from scripture. Using a mix of personal stories, prayers and discussion questions, this course makes it easy to learn and understand the Church's teaching about topics such as the Bible, Mary, Prayer, the Mass and the Sacraments.

Go to Report

- ☒ The Trinity and Creation
- ☒ Original Sin and Its Consequences
- ☒ The Incarnation
- ☐ Ecclesiology
- ☐ Ecumenism
- ☐ Revelation

- Lessons are easy to navigate. From your **Courses** screen under Learn, you will see a vertical list of your lessons and course progress.
- Once in a lesson, you can navigate pages using the **Menu** to the left as well as using the **Next** and **Previous** buttons. When entering a lesson, you will be taken to the last page you left off on.



YOUR SETTINGS

- My Profile
- Settings
- Online Support
- System Check
- Help
- Logout

First Name: [Text Box]

Last Name: [Text Box]

Email: [Text Box]

Username: [Text Box]

Address: [Text Box]

City: [Text Box]

Country: [Dropdown: United States]

State/Region: [Dropdown: Please select a State/Region]

Zip Code: [Text Box]

Phone: [Text Box]

Password

New Password: [Text Box]

Confirm Password: [Text Box]

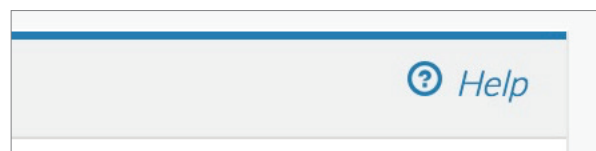
Security Question: [Dropdown: Security question has not been set]

Answer: [Text Box]

Save

- To access your Settings, click on your **name** in the upper right corner and click **Settings**.
- From the **Settings** screen you can update your personal info, change your password, and create a security question.

HELP



- If you need further help look for the question mark icon on most screens and click the **Help** link.